

EKTW-CX Take Up Winder with Electronic Control System

Features

- Electronic control system enables quick change of winding parameters such as wind ratio, winding tension, and wind pressure.
- Ideal for small scale pilot lines and R&D use, where frequent winding parameter changes are required.
- Specifically designed for winding carbon fiber, and can be used for winding other high performance fibers.
- Optional communication package allows for control by customer process DCS.

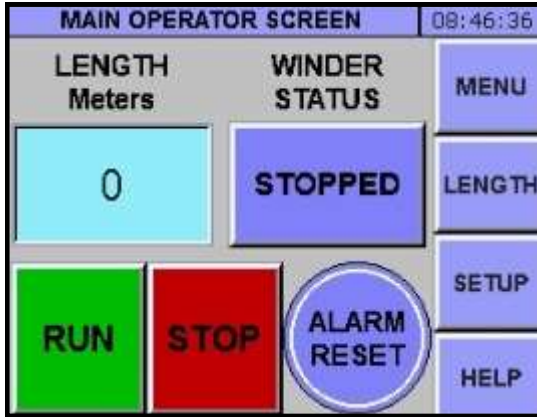


Standard Specifications

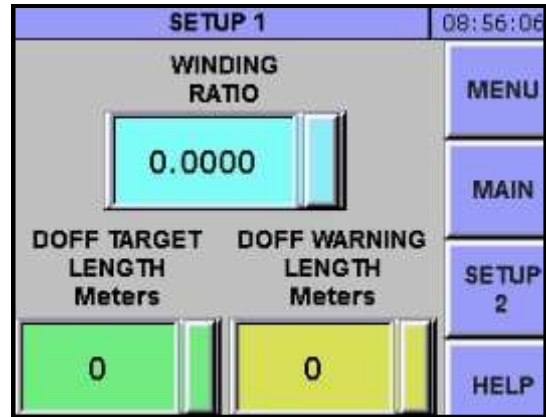
| | | |
|-----------------------|---|-------------------------|
| Type of Fiber | Carbon Fibers :1K – 50K, and other Hi-performance fibers | |
| Number of Positions | 1 spindle to 24 spindles | |
| Winding Speed | 5 – 15 m/min | |
| Wind Ratio | Programmable via winder HMI | (CX selectable feature) |
| Tension | 100gr - 2,500gr via winder HMI | (CX selectable feature) |
| Package Pressure | 1.0kg – 3.0kg via winder HMI | (CX selectable feature) |
| Yardage Counter | Yardage counter encoder (Standard CX can receive pulse signal from customer process) | (CX selectable feature) |
| Communications Option | Remote monitoring and control | (CX selectable feature) |
| Bobbin Holder | Mechanical | |
| Package Size | Traverse: 254 mm (10") Max OD: 250 mm (Available max. OD 300mm as an option : EKTW-CLX type) | |
| Paper Core Size | ID: 76 – 77 mm Length: 280 mm (11") OD: 82 – 85 mm | |
| Power Requirement | 3Phase, AC208 – 220V, 60Hz | |
| Optional Items | <ul style="list-style-type: none"> • Flat tow traverse guide: Winding tow flat without twist • Length counter and doff timer system • Auto doffing turret winder: EKTW-CAX type • Tension sensor system for monitoring winding tension • Filament break sensors and tow width monitoring | |

Please contact Izumi International, Inc. for special requirements

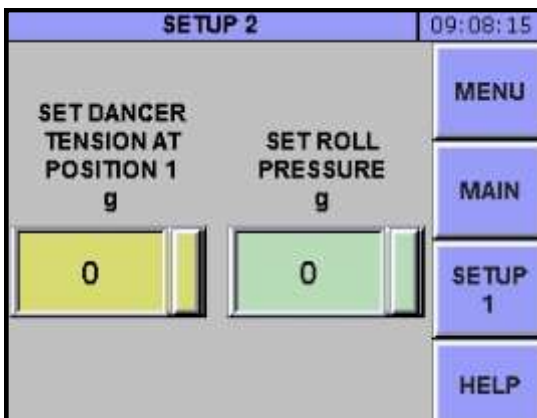
Features



Main screen used by the operator to set running parameters & run the winder. Displays wound fiber length and also shows winder status.



Setup screen used by the operator to set the winding ratio and doff settings.



Setup screen used by the operator to set winding tension and roll pressure.



For multiple position winders, running status & yardage counter for each position is viewable on the main HMI.