

WF-510 No Twist Weft Feeder

Features

- For weft insertion of flat-type materials such as carbon fiber, polypropylene tapes, etc. without twist.
- Fiber is stored in a U-shape by air vacuum to avoid twisting, stored fiber length is maintained by positioning sensors.
- Main motor coordinates speed by itself to match weaving machine speed: no complicated timing signals from the weaving system are required.
- Easy operation by touch screen interface.
- Enclosed package holder for safety and keeps fiber particles contained.



Applications and Fiber Types

- For flat fiber fabric requiring no twist for aesthetics, physical properties, fabric thickness.
- Carbon fibers (up to 24K), polypropylene tapes, specialty flat fibers.
- Works with rapier as well as projectile weaving machines.

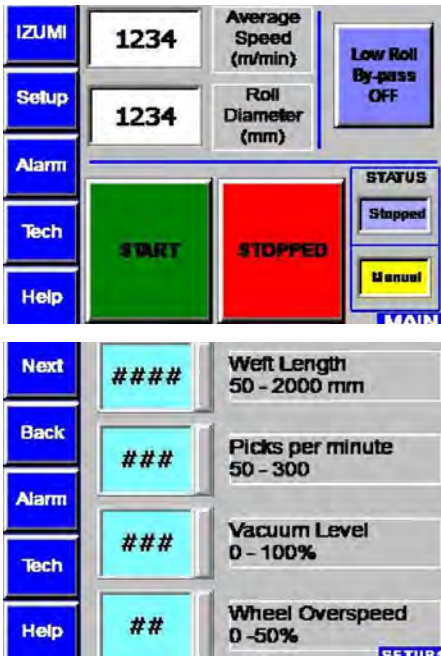
Specifications

Feeding Speed	Maximum fabric width	1700mm
	Maximum weaving speed	300 picks per minute
Fiber Width	20mm maximum	
Compatible Package Sizes	76mm (3") ID core x 150mm (6") to 250mm (10") traverse	
	Other sizes available upon request	
Max Package Diameter	250mm	
Optional Items	Empty core detection sensor	
	Wide vacuum dancer for stiffer materials requiring larger bend radius	
	Tall vacuum chamber for wider widths	

Please contact Izumi International, Inc. for special requirements

Weft Feeder Details

Operator Interface



Main Operation Screen


Simple Start/Stop indication for feeder operation.

Main screen indicates current running speed, actual weft package diameter, and alarm status.

Parameter Input Screen

Main parameters for weaving (fabric width, weaving machine pick per minute) are input into this screen.

Feeder Construction



Weft Package Enclosure

Enclosed polycarbonate chamber for safety and lessen fiber fuzz contamination. Door is interlocked to prevent operation with open door.

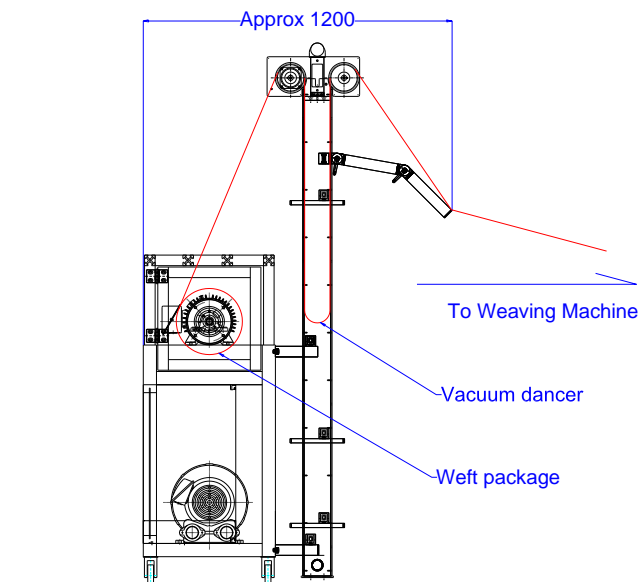


Vacuum Dancer

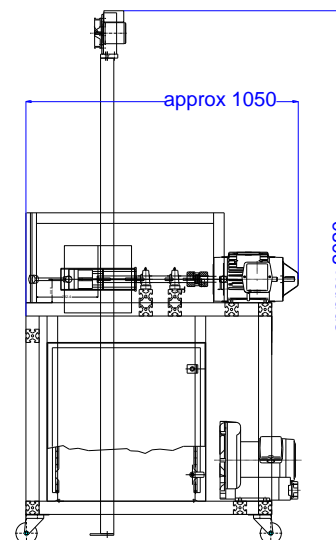
Vacuum dancer detects position of fiber. No physical contact with fiber, so no damage to fiber while providing high speed synchronization with the weaving machine.

Layout Dimensions

SIDE VIEW



FRONT VIEW



UNITS: mm

For special layout requirements of space restrictions, please consult with Izumi International, Inc.